

ARVADA

REAL ESTATE

Market Report

February 2018



RE/MAX ALLIANCE



ANTHONYRAEL.COM/REPORTS

How Much is your Home in Arvada Worth?

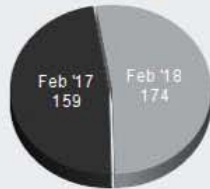
For a FREE, Quick Home Evaluation, visit:

DenverRealEstateMarketSnapshot.com

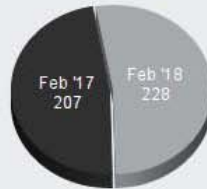


ARVADA (CITY) | February 2018**REAL ESTATE SNAPSHOT****All Property Types**

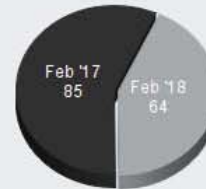
NUMBER OF SALES
9.43% ↑



NEW LISTINGS
10.14% ↑



AVERAGE DOM
-24.71% ↓



1.95% ↑

MEDIAN SALES PRICE
ALL PROPERTY TYPES

2.58% ↑

AVERAGE SALES PRICE
ALL PROPERTY TYPES

3.12% ↑

MEDIAN LIST PRICE
ALL PROPERTY TYPES

1.60% ↑

AVERAGE LIST PRICE
ALL PROPERTY TYPES

ARVADA (CITY)**MARKET SUMMARY**

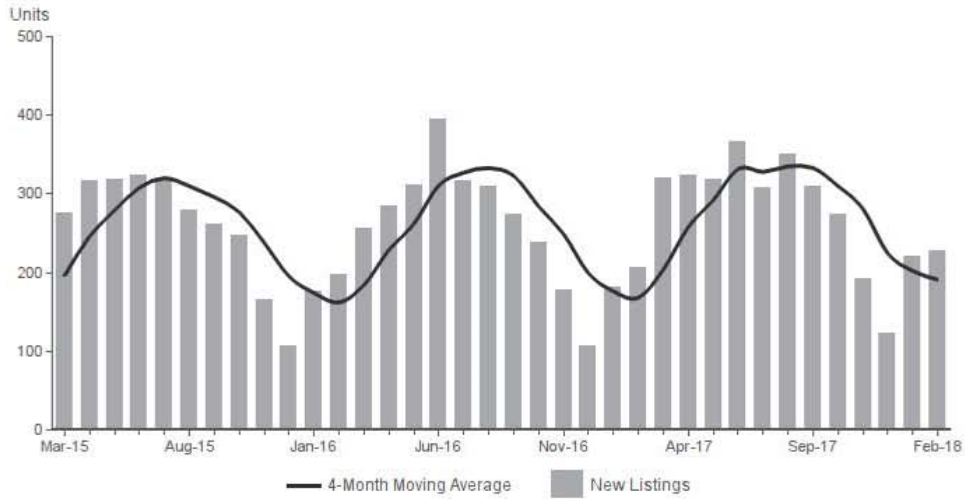
FEBRUARY 2018 | ALL PROPERTY TYPES

| Market Summary | Month to Date | | | Year to Date | | |
|------------------------|---------------|---------------|----------------|-------------------|-------------------|----------------|
| | February 2018 | February 2017 | Percent Change | Year-To-Date 2018 | Year-To-Date 2017 | Percent Change |
| New Listings | 228 | 207 | 10.14% ▲ | 449 | 389 | 15.42% ▲ |
| Sold Listings | 174 | 159 | 9.43% ▲ | 318 | 289 | 10.03% ▲ |
| Median Listing Price | \$397,000 | \$385,000 | 3.12% ▲ | \$400,000 | \$375,000 | 6.67% ▲ |
| Median Selling Price | \$392,500 | \$385,000 | 1.95% ▲ | \$400,000 | \$375,000 | 6.67% ▲ |
| Median Days on Market | 41 | 50 | -18% ▼ | 44 | 57 | -22.81% ▼ |
| Average Listing Price | \$414,710 | \$408,166 | 1.6% ▲ | \$423,805 | \$394,331 | 7.42% ▲ |
| Average Selling Price | \$416,383 | \$405,900 | 2.58% ▲ | \$423,474 | \$392,239 | 7.96% ▲ |
| Average Days on Market | 64 | 85 | -24.71% ▼ | 65 | 78 | -16.67% ▼ |
| List/Sell Price Ratio | 100.6% | 99.8% | 0.86% ▲ | 100.2% | 99.8% | 0.44% ▲ |

NEW PROPERTIES

FEBRUARY 2018 | ALL PROPERTY TYPES

Number of new properties listed for sale during the month

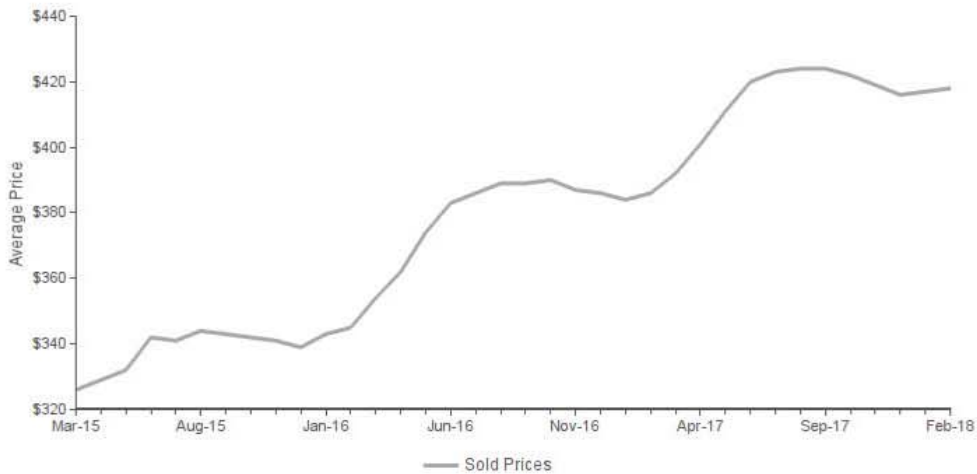


ARVADA (CITY)

AVERAGE SALES PRICE

FEBRUARY 2018 | ALL PROPERTY TYPES

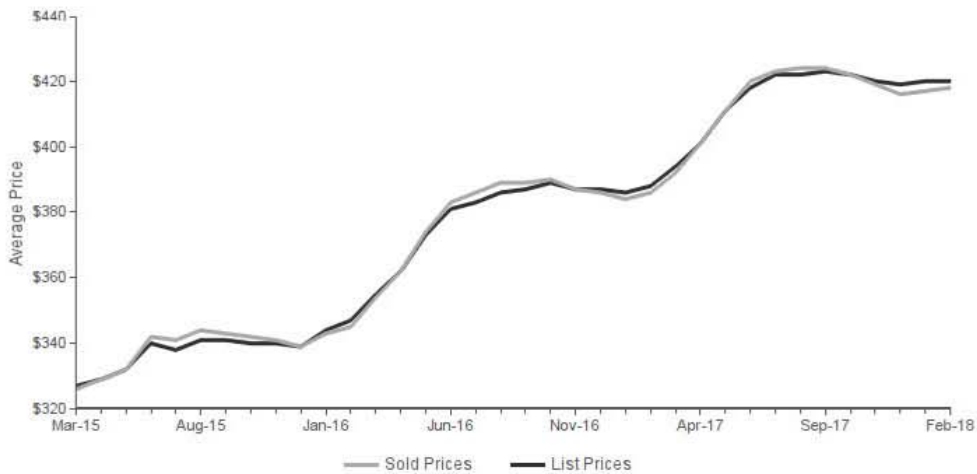
Average price for sold properties



AVERAGE SALES/LIST PRICE

FEBRUARY 2018 | ALL PROPERTY TYPES

Average list price compared to average sold price of properties sold each month

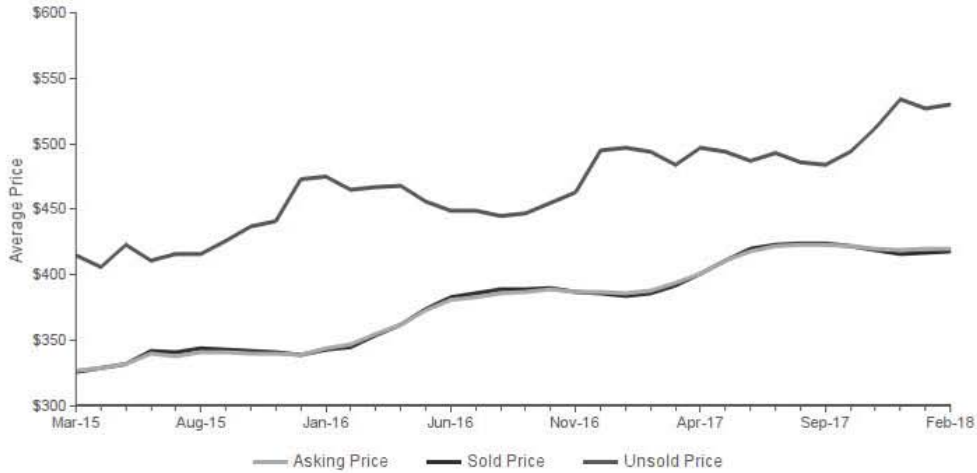


ARVADA (CITY)

AVERAGE ASKING/SOLD/UNSOLD PRICE

FEBRUARY 2018 | ALL PROPERTY TYPES

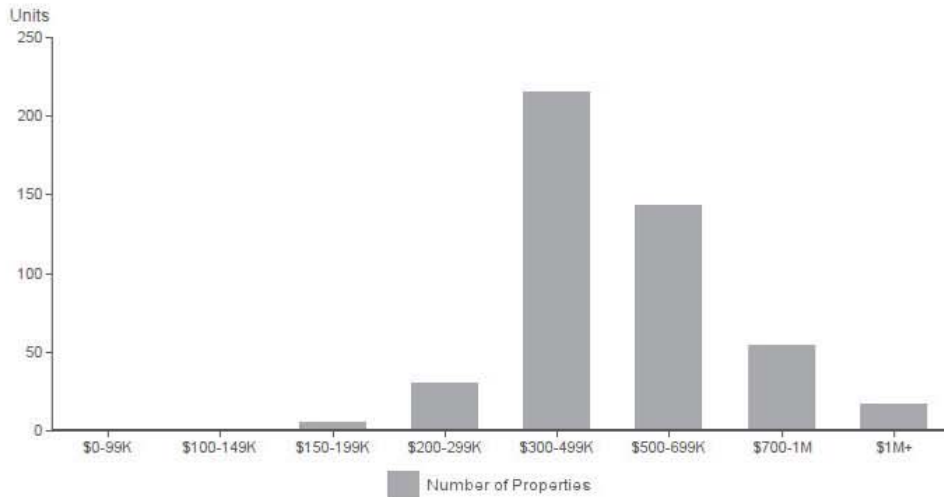
Unsold Price | the average active list price
Asking Price | the average asking price of sold properties
Sold Price | the average selling price



PROPERTIES FOR SALE

FEBRUARY 2018 | ALL PROPERTY TYPES

Number of properties currently listed for sale by price range

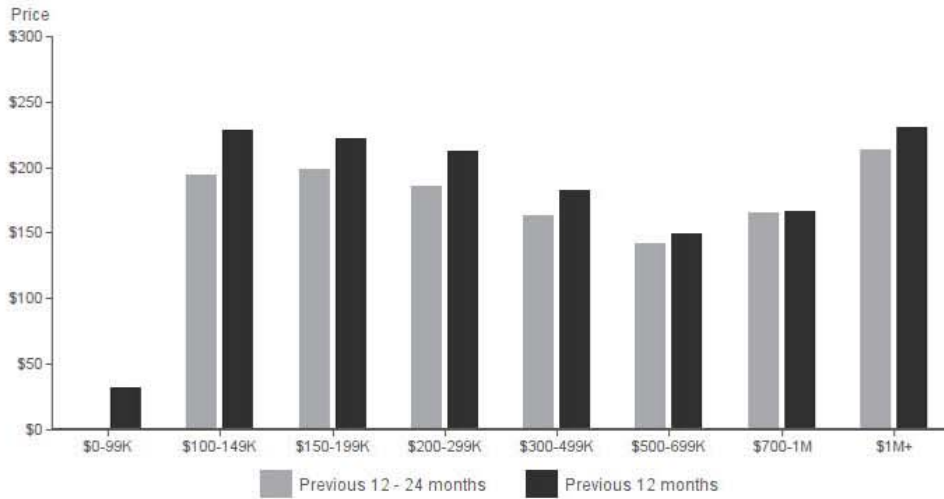


ARVADA (CITY)

AVERAGE SALES PRICE PER SQFT

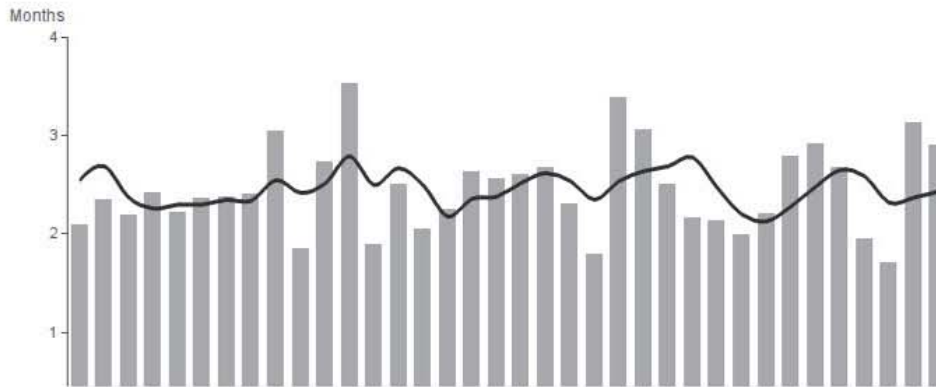
FEBRUARY 2018 | ALL PROPERTY TYPES

Average Sales Price per SqFt for previous two years



MONTHS SUPPLY OF INVENTORY
FEBRUARY 2018 | ALL PROPERTY TYPES

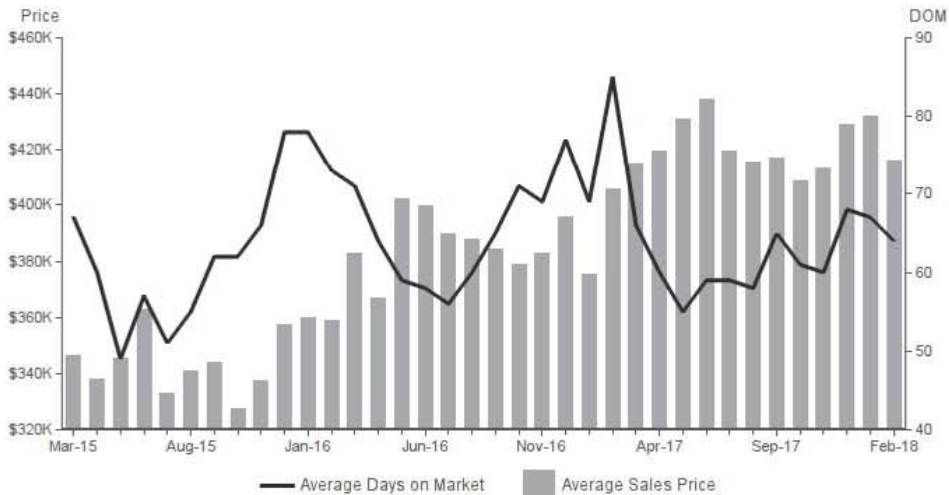
Properties for sale divided by number of properties sold



ARVADA (CITY)

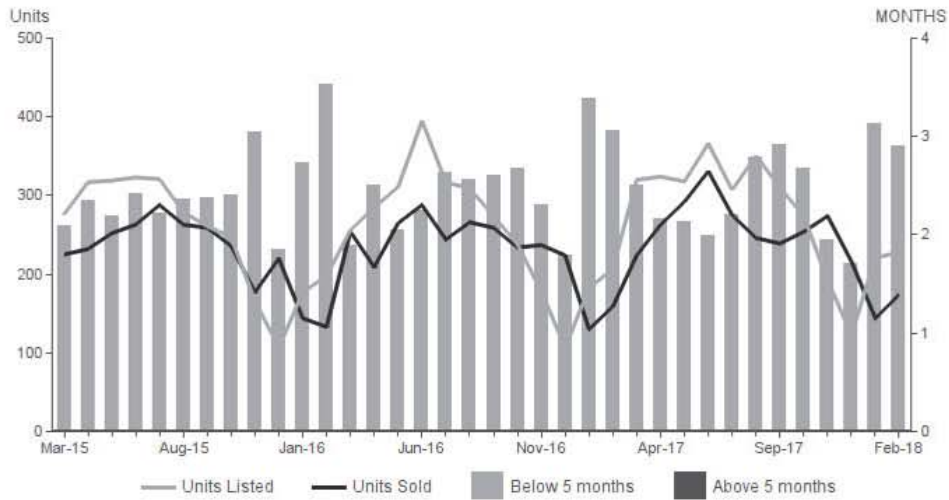
AVERAGE SALES PRICE AND AVERAGE DAYS ON MARKET
FEBRUARY 2018 | ALL PROPERTY TYPES

Average Sales Price | Average sales price for all properties sold.
Average Days on Market | Average days on market for all properties sold.



MONTHS SUPPLY OF INVENTORY
FEBRUARY 2018 | ALL PROPERTY TYPES

Months Supply of Inventory | Properties for sale divided by number of properties sold.
Units Listed | Number of properties listed for sale at the end of month.
Units Sold | Number of properties sold.



RE/MAX ALLIANCE

ANTHONYRAEL.COM

Life is better in Colorado. Find your home in Colorado here.

How Much is your Home in Colorado Worth?

For a FREE, Quick Home Evaluation, visit:
DenverRealEstateMarketSnapshot.com

Anthony Rael | RE/MAX Alliance | 5440 Ward Rd #110, Arvada, CO 80002 | 303.520.3179

The statistics presented in the Market Report are compiled based on figures and data generated by JD.C Global and Datafast for the benefit of RE/MAX Alliance Denver. Due to possible reporting inconsistencies, Days on Market (DOM), average prices and rates of appreciation should be used to analyze trends only. All information should be independently reviewed and verified for accuracy. Due to MLS reporting methods and allowable reporting policy, this data is only informational and may not be completely accurate. Data maintained by the MLSs may not reflect all real estate activity in the market. All information should be independently reviewed and verified for accuracy. Properties may or may not be listed by the office/agent presenting the information.

Copyright ©2018 RE/MAX Alliance Denver.
 Information not verified or guaranteed. If your home is currently listed with a Broker, this is not intended as a solicitation.